



**San Francisco
Community Benefit Partnership**

Abbie Yant

Sr. Director Community Health

Saint Francis Memorial Hospital

A Local Story of Success



- Our Foundation
- Guiding Principles
- Parallel Planning Processes
- Story of Emergence
- Priority Focus Areas
- Shared Vision
- Structure
- Workflow Process
- Success!
- The Future

Our Foundation

- Community Benefits Law California - 1997
- Building a Healthier San Francisco Coalition
- Community Needs Assessments Released in 1998, 2001, 2004
- 2007 Launched Health Matters in San Francisco Website
- SF Charity Care Ordinance passed by BOS June 2001
- 1st public report 2002
- 2004 Charity Care Working Group convened; generated significant public discourse about Charity Care as a Community Benefit.

Health Matters in San Francisco Community Needs Assessment

Health Matters in San Francisco
Brought to you by Building a Healthier San Francisco

COMMUNITY SNAPSHOT

- Daily Particle Pollution
- Low Birth Weight
- Tuberculosis
- Public Transportation Commuters
- Annual Particle Pollution
- Percent of Kindergarteners Immunized

IN THE NEWS

Bay Area News
The City considers big makeover for lower Polk Street

San Jose listed among areas of high diesel soot emissions

Condos to mark another milestone on Hunters Point

Officials, lawyers debate proposed gang injunction

College attendance climbing in Bay Area, study finds

California News
Study: LA has state's worst beach water

Blue Cross settles lawsuits

Jewels of California wilderness get strong federal protection

National News
Flu shots safe for babies, toddlers, study finds

Study suggests breast cancer different in blacks

Eat more fish, study urges, despite toxin risk

Feature Story
Health insurance plan signed into law
Mayor Gavin Newsom signed into law Monday legislation that would make San Francisco the first city in the country to offer health care to its uninsured residents. ... [Read the full story](#)

TOPIC CENTERS

- Health
- Economy
- Education
- Natural Environment
- Public Safety
- Social Environment
- Transportation

SPONSORS

- Hospital Council of Northern and Central California
- United Way Bay Area
- McKesson Foundation
- Blue Cross of California
- San Francisco Community Clinic Consortium
- The San Francisco Foundation

Featured Content

Shape Up San Francisco
The Mayor's Challenge
SHAPE UP SAN FRANCISCO
[Shape Up SF Walking Challenge](#)
[Mayor Announcement](#)
[City Launches Campaign](#)

Website Survey

Which section of this website do you find most useful?

- News
- Local resources
- Community Snapshot
- Promising Practices
- Event Calendar
- Other

Vote [[Results](#) | [Polls](#)]
21 Votes

Get Health Info

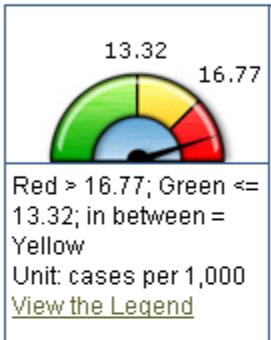
[Where do I get information on Health?](#)



- Search**
- GO
- [Advanced Search](#)
- Home**
- News**
- Community Snapshot**
- Indicators**
- Mortality Analysis**
- Hospital Data**
- Topic Centers**
- Promising Practices**
- Planning Tools**
- Community Benefit Partnership**
- African American Health Disparities**
- Event Calendar**
- Local Resources**
- Additional Resources**

[Home](#) > [Community Snapshot](#)

[Print](#) [Email](#)



Hospitalization Rate due to Diabetes

Value: 30.51 cases per 1,000

Measurement Period: 2003-2005

Location: ZipCode : Bayview-Hunters Point (94124)

Categories: Health / Chronic Disease

What is this Indicator?
 This indicator shows the county's hospitalization rate due to diabetes.

Why this is important: According to National Diabetes Education Program, "diabetes is a group of diseases marked by high levels of blood glucose resulting from defects in insulin production, insulin action, or both." Diabetes can have a harmful effect on most organ systems in the human body; it is a frequent cause of renal disease and lower-extremity amputation, and a leading cause of blindness among working age adults. Persons with diabetes are also at increased risk for ischemic heart disease, neuropathy, and stroke.

The prevalence of diagnosed type 2 diabetes increased sixfold in the latter half of the last century according to the CDC. Diabetes risk factors such as obesity and physical inactivity have played a major role in this dramatic increase. Age, race, and ethnicity are also important risk factors. The CDC estimates the direct economic cost of diabetes in the United States to be about \$100 billion per year. This figure does not take into account the indirect economic costs attributable to potential work time lost to diabetes- related illness or premature death.

In response to this public health challenge, Healthy People 2010 has identified 17 goals that aim to "reduce the disease and economic burden of diabetes, and improve the quality of life for all persons who have or are at risk for diabetes." Goals include improved diabetes education, improved compliance with recommended care and screening procedures, and reduced rates of serious complications such as foot ulcers, amputation, and death.

LOCAL 211 RESOURCES
CALL 211








- [Diabetes Clinic : Diabetes Clinic](#)
 - [St. Mary's Hospital And Medical Center Sister Mary Philippa Health Center : Sister Mary Philippa Health Center](#)
 - [St. Luke's Hospital : Services](#)
 - [Northeast Neighborhood Resource Center #3 : Homecare And Hospice](#)
- [More](#)

RELATED NEWS

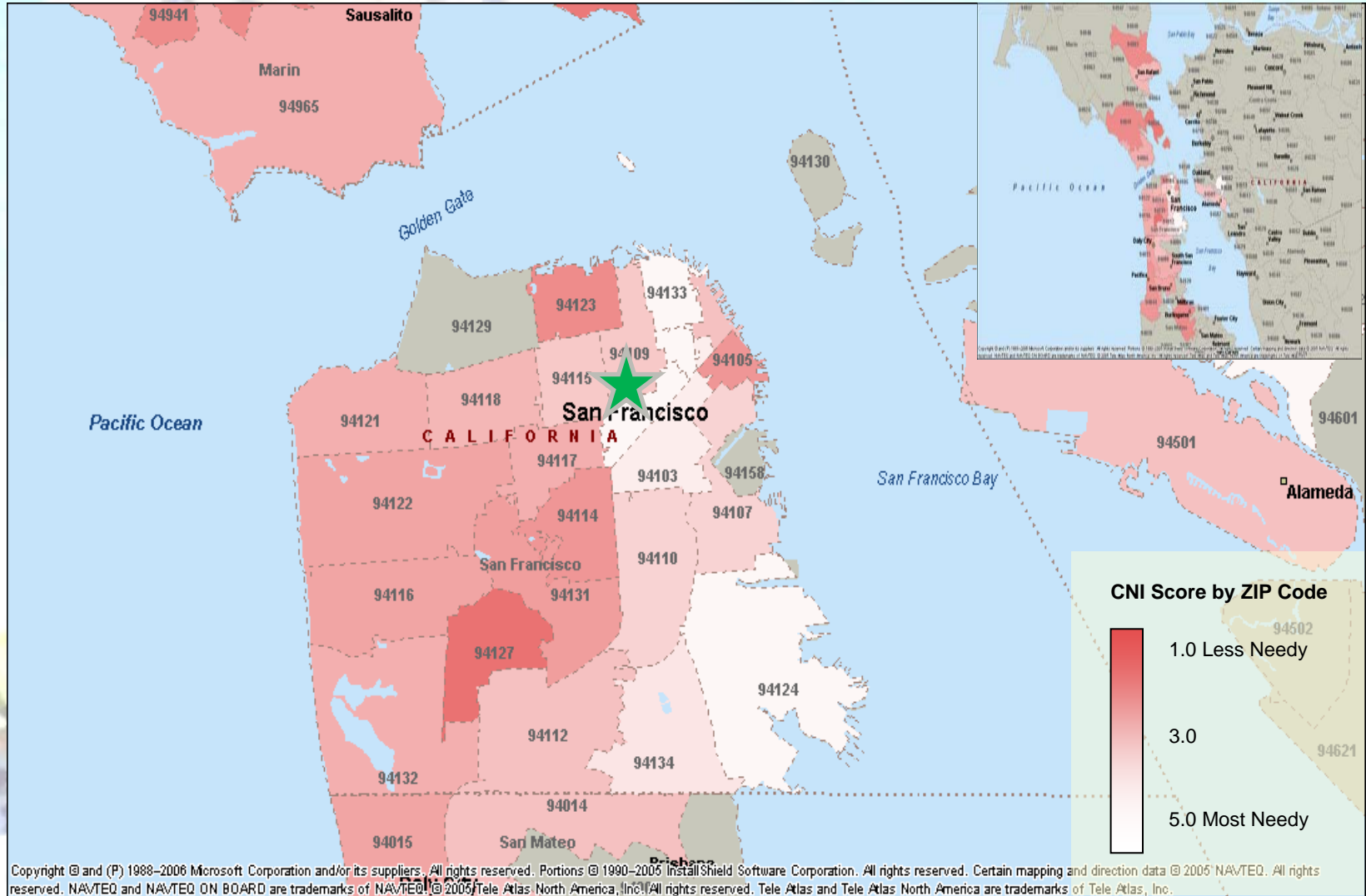
- [Diabetes drug may help treat obesity](#)
 - [Under-the-Skin Blood Sugar Monitor Boosts Diabetes Control](#)
 - [Diabetes Prevention: 6 New Guidelines](#)
 - [New diabetes rate up 90 percent in past decade](#)
- [More](#)

INDICATORS

- [Hospitalization Rate: Long-Term Complications of](#)

<p>▣ Hospitalization Rate due to Diabetes</p>	<p>ZipCode : Lake Merced, Merced Manor, Lake Shore (94132)</p>	
<p>▣ Hospitalization Rate due to Diabetes</p>	<p>ZipCode : Marina, Cow Hollow (94123)</p>	
<p>▣ Hospitalization Rate due to Diabetes</p>	<p>ZipCode : Mission, Bernal Heights (94110)</p>	
<p>▣ Hospitalization Rate due to Diabetes</p>	<p>ZipCode : Nob Hill, Russian Hill, Polk (94109)</p>	
<p>▣ Hospitalization Rate due to Diabetes</p>	<p>ZipCode : North Beach, Telegraph Hill, Chinatown (94133)</p>	
<p>▣ Hospitalization Rate due to Diabetes</p>	<p>ZipCode : Outer Richmond, Sea Cliff (94121)</p>	
<p>▣ Hospitalization Rate due to Diabetes</p>	<p>ZipCode : Potrero Hill (94105, 94107, 94111, 94130)</p>	
<p>▣ Hospitalization Rate due to Diabetes</p>	<p>ZipCode : South of Market (94103, 94104)</p>	
<p>▣ Hospitalization Rate due to Diabetes</p>	<p>ZipCode : Sunset (94122)</p>	
<p>▣ Hospitalization Rate due to Diabetes</p>	<p>ZipCode : Tenderloin, Hayes Valley, North of Market (94102)</p>	
<p>▣ Hospitalization Rate due to Diabetes</p>	<p>ZipCode : Twin Peaks, Diamond Heights, Glen Park (94131)</p>	
<p>▣ Hospitalization Rate due to Diabetes</p>	<p>ZipCode : Visitacion Valley, Portola (94134)</p>	
<p>▣ Hospitalization Rate due to Diabetes</p>	<p>ZipCode : West Portal, St Francis Wood, Miraloma Park, Seaside (94127)</p>	
<p>▣ Hospitalization Rate due to Diabetes</p>	<p>ZipCode : Western Addition, Japantown, Pacific Heights (94115)</p>	

Saint Francis Memorial Hospital Community Needs Index



Guiding Principles

- Emphasis on Disproportionate Unmet Health Needs
- Emphasis on Primary Prevention
- Seamless Continuum of Care
- Build Community Capacity
- Emphasis on Collaborative Governance

*ASACB

Parallel Planning Process

Saint Francis

- Community Benefit Committee:
 - Board appointed-Community Driven
- Qualitative and quantitative data review
- Facilitated discussion to discern priority focus areas

Citywide

- 2007 Joint Meetings of Building a Healthier San Francisco Coalition and Charity Care Workgroup
- Invited additional stakeholders
- Qualitative and quantitative data review
- Facilitated discussion to discern Citywide priority focus areas

Story of Emergence

- 2007 Joint Meetings of Building a Healthier San Francisco Coalition and Charity Care Workgroup
- Inclusion of additional stakeholders
- Qualitative and quantitative data review
- Determination of Priority Focus Areas
- Joint Working Group wished to continue
- Creation of Community Benefit Partnership
- Shared Vision
- Policy implications

Priority Focus Areas

Saint Francis

- Access to primary Care, Specialty Care and mental health and substance abuse services.
- Prevent Chronic Disease and Increase Wellness
- Enhancing the capacity of case management services within our community.
- Healthy Lifestyle Promotion and Sustainable “Green” Initiatives.

Citywide

- Improve Access to Care
- Prevent Chronic Disease and Increase Wellness
- Reduce the Incidence of Communicable Disease
- Engage in Violence Prevention

Shared Vision

The Community Benefit Partnership seeks to harness the collective energy and resources of San Francisco's private non-profit hospitals, City departments, community clinics, health plans, and non-profit providers and advocacy groups to improve the health status of San Francisco residents.

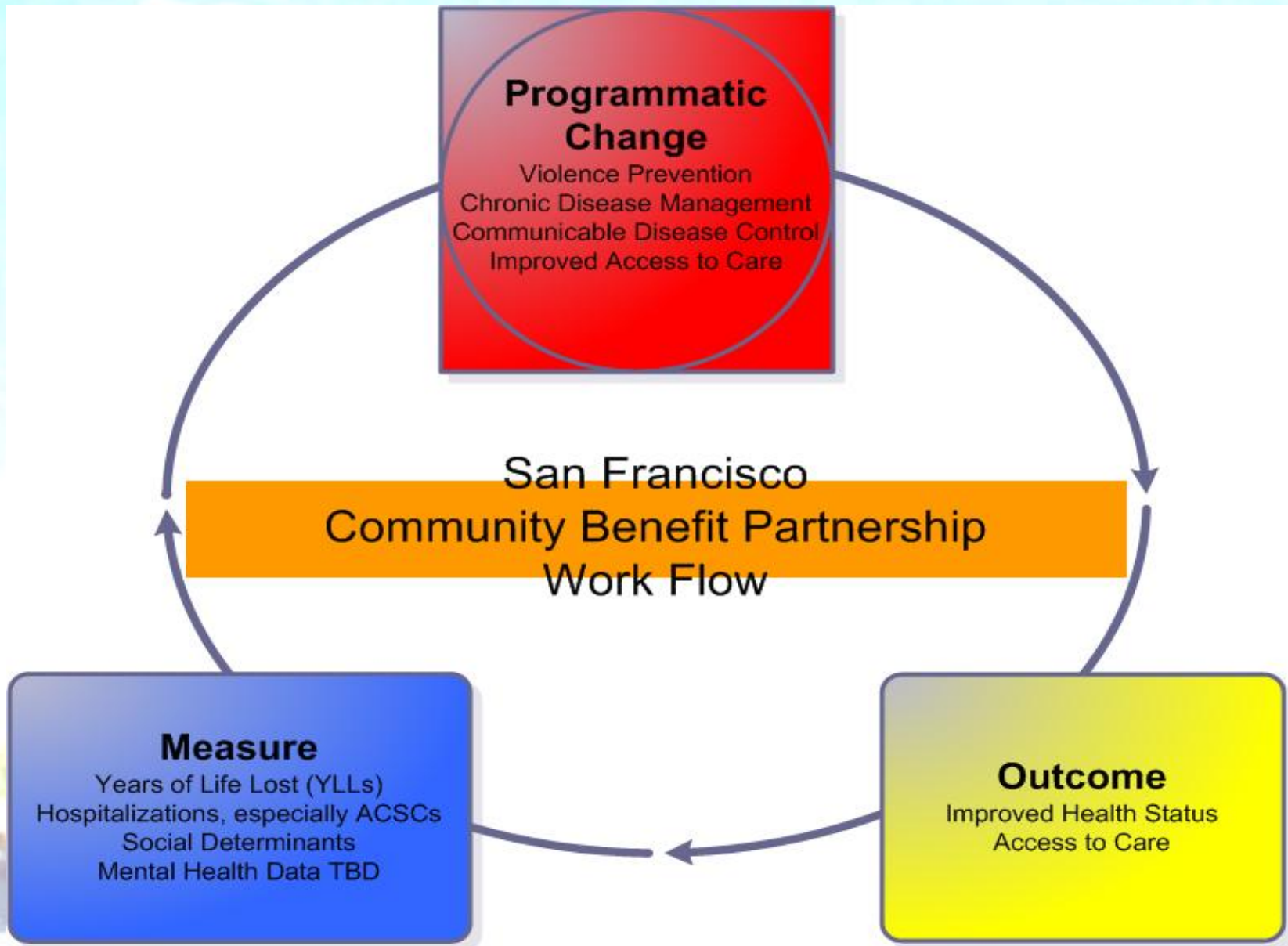
Structure of SF Community Benefits Partnership

**San Francisco
Community Benefits
Partnership**

```
graph TD; A[San Francisco Community Benefits Partnership] --> B[Charity Care Workgroup Charity Care Report]; A --> C[Building a Healthier San Francisco Coalition HealthMattersinSF.org Community Needs Assessment];
```

**Charity Care
Workgroup
Charity Care Report**

**Building a Healthier San
Francisco Coalition
HealthMattersinSF.org
Community Needs Assessment**



Partnership Model Success

- True private public partnership
- Inter-hospital coordination and planning
- Enhances every hospital's community benefit plan
- Transparency: Open meetings— Minutes & Calendar on DPH website
- Evidence based: using empirical health data from multiple local, state and national sources
- Collaborative Community Involvement
- Health Priorities adopted by SF Health Commission

The Future

- Continuously evolving Community Benefit model developed based on ASACB standards, technology enhanced community needs assessment.
- Hospitals are able strategize, coordinate and collaborate to maximize benefit to the community
- Ongoing dialog with stakeholders
- New opportunities for Asset Mapping project
- Issue Management within and throughout priority focus areas (health disparities, vulnerable populations)
- Dynamic HMSF website expanded and enhanced
- Build on Success of CBP – tackle challenging initiatives!